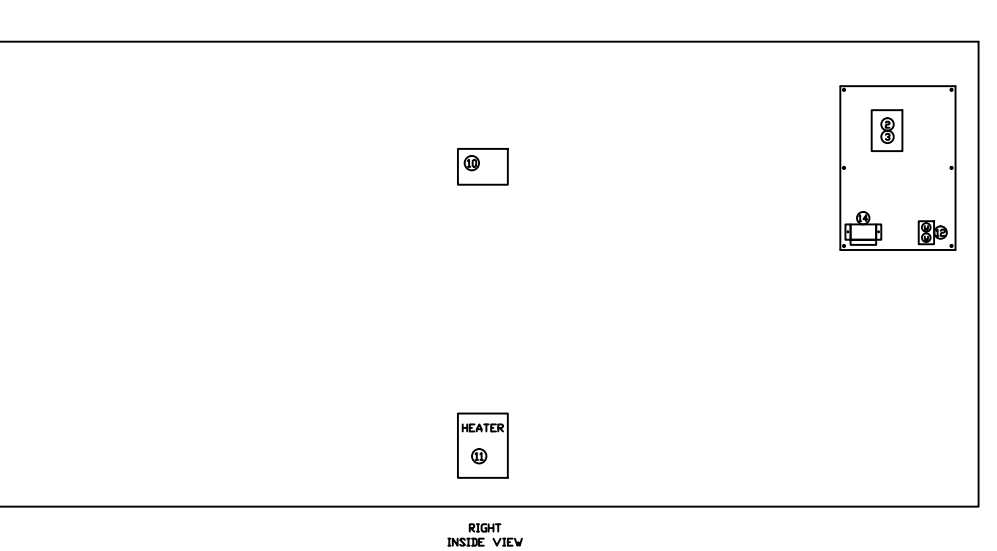

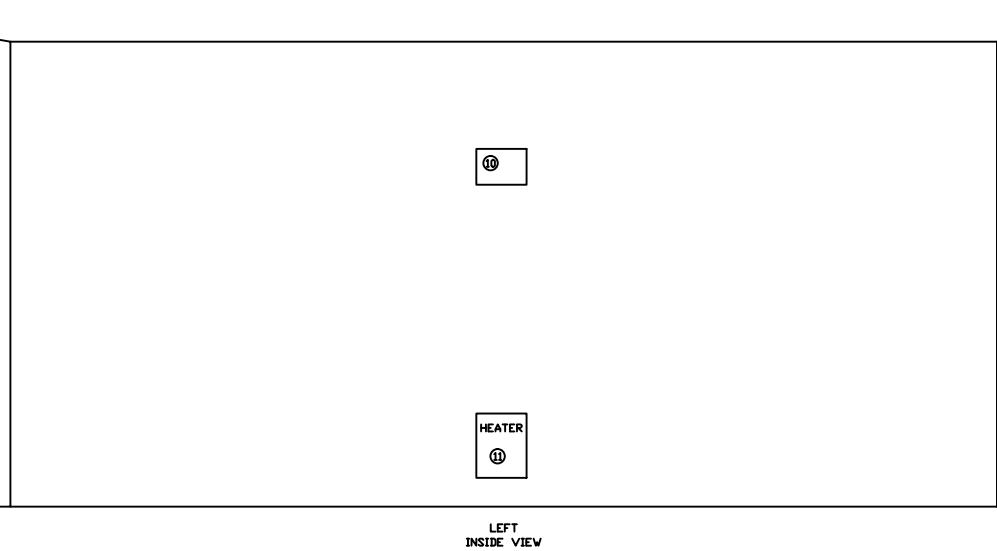
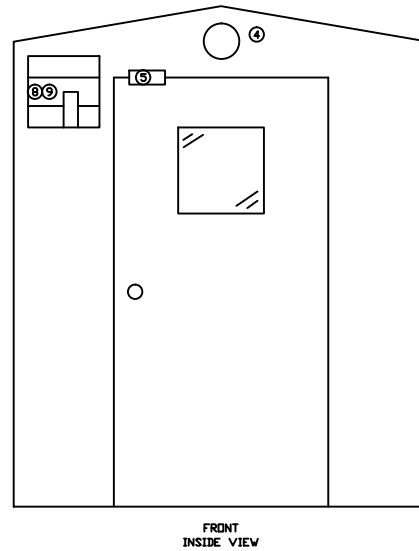


**BILL OF MATERIALS**

ITEM	QTY.	DESCRIPTION	MGF - PART NUMBER
1	1	BUILDING 6' x 14' x 7'	BEVCO ECS-F614
2	1	FUSED SAFETY SWITCH, 30 AMP	GE TPF30R
3	2	FUSE, 15 AMP	GOULD TR15R
4	2	LIGHT, FIXTURE, 120V, 100W, PVC	BEV105-0001
5	1	MICROSWITCH, 2PST, 1-N/D, 1-N/C	BEV115-0017
6	1	SWITCH, TDGGL, 1POLE, 15A, IVORY	BEV115-0009
7	1	FAN, EXHAUST, 10in, 120V, METALLIC	BEV124-0001
8	1	LOUVER, INTAKE, 10in, METALLIC	BEV124-0005
9	1	LOUVER, MOTOR, 120V, METALLIC	BEV124-0009
10	2	THERMOSTAT, 40-105F, SPDT, N4X	BEV124-0019
11	2	HEATER, 120V, 1500W	BEV124-0018
12	1	OUTLET, DUPLEX, 15A, IVORY, STD	BEV115-0001
13	2	THERMOSTAT, HI-TEMP, CUTOUT	BEV124-0020
14	1	TEST KIT HOLDER	BEVCO TKHOLDER
15	2	LIGHT, BULB, 90V, 120V	BEV105-0002
16			
17			
18			
19			
20			

NOTE - ALL CONDUIT AND FITTINGS TO BE U/L LISTED CARLON PVC CONDUIT

- ① FIBERGLASS DOOR WITH S.S. HINGE.
- ② LOCKABLE S.S. DOOR HARDWARE.
- ③ CANDOPY WITH INSECT SCREEN.



		<b>BEVCO</b> ENGINEERING, INC. SUSSEX, WISCONSIN	
		TITLE ECS-F614 FIBERGLASS BUILDING LEFT SIDE HINGE 6' X 14' X 7'	
4	09/29/08	ADDED CANDOPY TO EXHAUST VENT	EWS
3	11/28/05	REMOVED CONDUIT RUNS	EWS
2	4/23/03	CHANGED INCOMING TO 3 WIRE + GND	JLN
1	02/18/02	REPLACE P/N IN BOX W/ BEV. PART NUMBER	SS
NO.	DATE	REVISION	BY
		DRAWING NUMBER <b>SD-186</b>	